

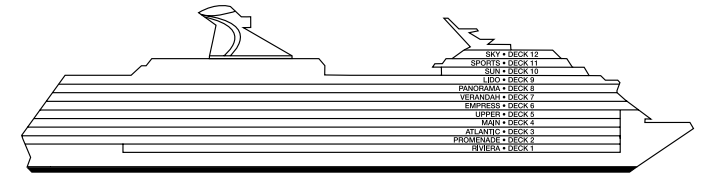
ACCOMMODATIONS SYMBOL LEGEND

- ★ 2 Twin Beds (convert to King) and Single Sofa Bed
- 2 Twin Beds (convert to King) and 1 Upper Pullman
- ◊ 2 Twin Beds (convert to King) and 2 Upper Pullmans
- 2 Twin Beds (convert to King), Single Sofa Bed and 1 Upper Pullman
- † 2 Twin Beds (convert to King) and Double Sofa Bed
- △ Interconnecting staterooms (ideal for families and groups of friends)
- 🚭 All accommodations are non-smoking.

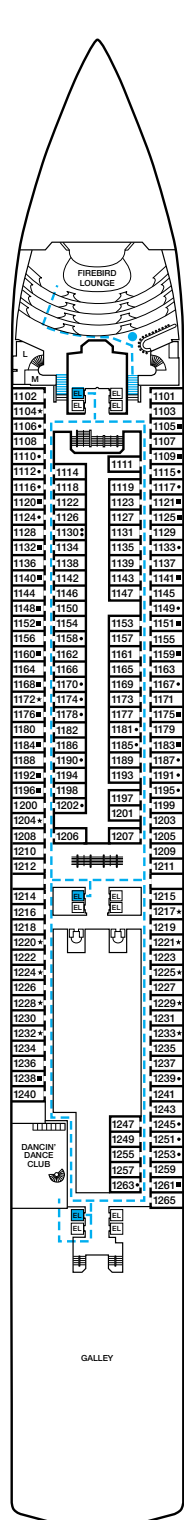
The following staterooms are modified for wheelchair users: 4202; 4203; 4205; 4207; 5238; 5245; 6101; 6102; 6182; 6234; 6281; 7101; 7102; 7260; 7303; 8234; 8239. Stateroom features and layouts may vary. Deck plan is subject to change. Please contact the Carnival Reservations Department, Guest Services, at Australia 13 31 94 or New Zealand 0800 442 095, for details.

DECK PLANS

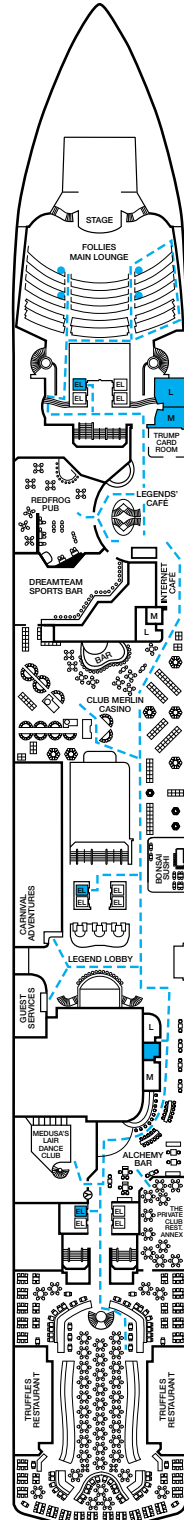
Staterooms are available that are modified for wheelchair users. Please contact the Carnival Reservations Department, Guest Access Services, at Australia 13 31 94 or New Zealand 0800 442 095, for details.



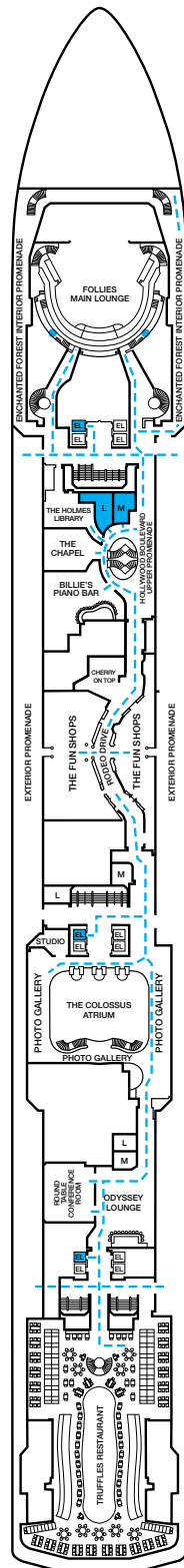
Gross Tonnage: 88,500 Length: 294 Metres Beam: 32 Metres Cruising Speed: 22 Knots
Guest Capacity: 2,124 (Double Occupancy) Total Staff: 930 Registry: Malta



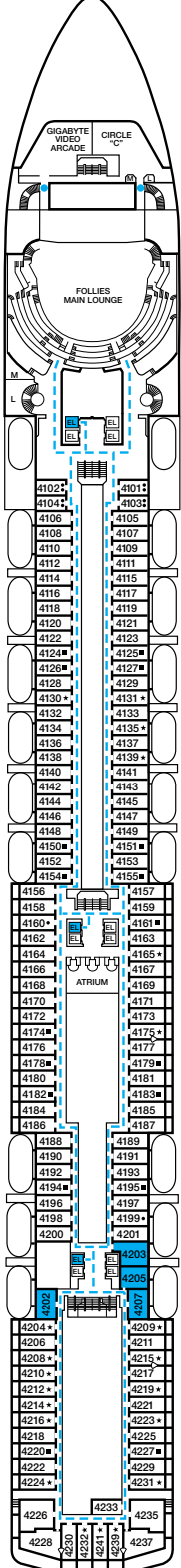
Riviera • Deck 1



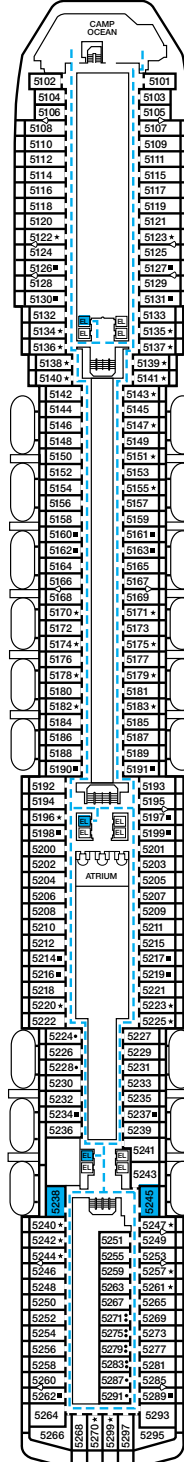
Promenade • Deck 2



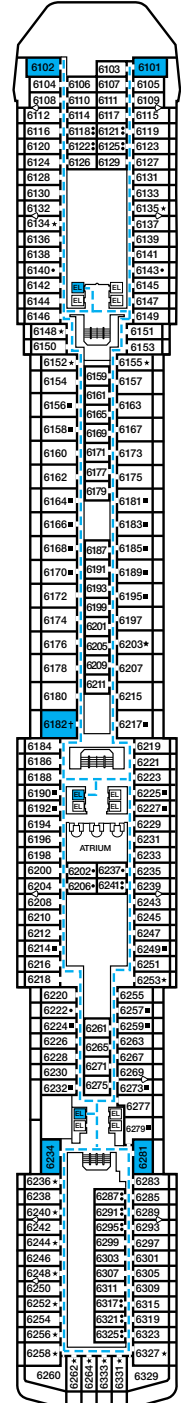
Atlantic • Deck 3



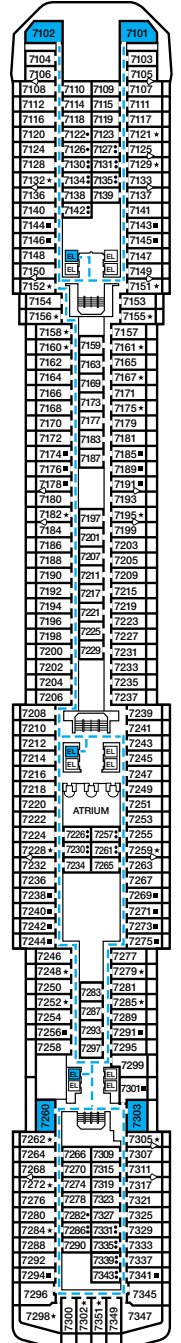
Main • Deck 4



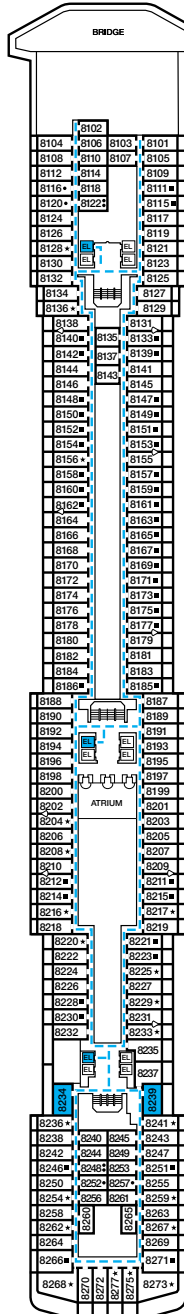
Upper • Deck 5



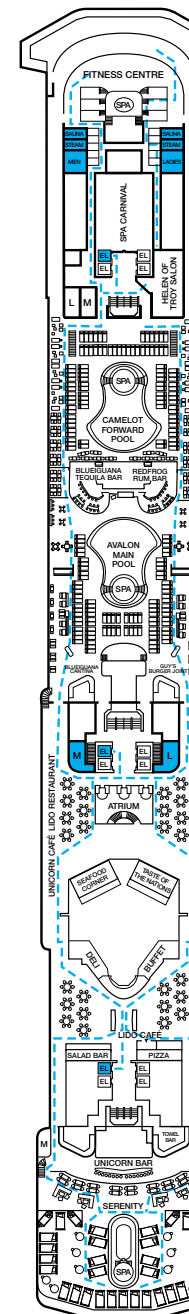
Empress • Deck 6



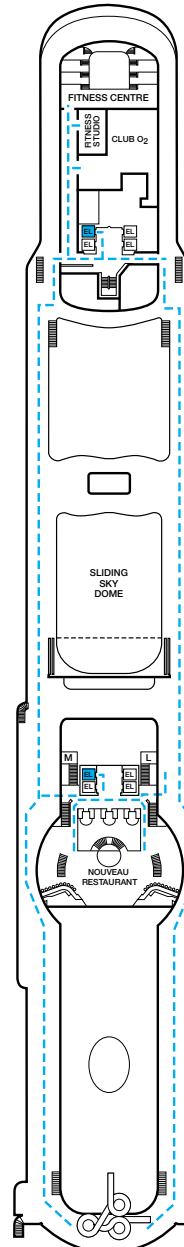
Verandah • Deck 7



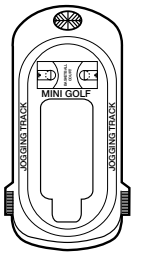
Panorama • Deck 8




Lido • Deck 9



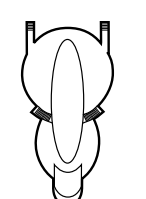
Sun • Deck 10



Forward Sports • Deck 11



Aft Sports • Deck 11



Sky • Deck 12