

CARNIVAL LUMINOSA®

ACCOMMODATIONS SYMBOL LEGEND

- ★ Twin Beds do not convert to a King Bed
- ★ King Bed does not convert to Twin Beds
- ▶ 2 Twin Beds (convert to King) and Single Sofa Bed
- 2 Twin Beds (convert to King) and 1 Upper Pullman
- 2 Twin Beds (do not convert to King) and 1 Upper Pullman
- ★ King Bed (does not convert to Twin Beds) and Single Sofa Bed
- ☾ King Bed (does not convert to Twin Beds) and 1 Upper Pullman

- 2 Twin Beds (convert to King) and 2 Upper Pullmans
- 2 Twin Beds (convert to King), Single Sofa Bed and 1 Upper Pullman
- ↳ Connecting staterooms (*ideal for families and groups of friends*)
- ↳ Unisex Wheelchair Accessible Restroom
- 🚭 All accommodations are non-smoking.

- Accessible Routes including Ramps
- Restrooms, Elevators, Lifts and other Accessible Areas
- Fully Accessible Staterooms (FAC)
- Fully Accessible Staterooms – Single Side Approach (FAC-SSA)
- Ambulatory Accessible Staterooms (AAC)

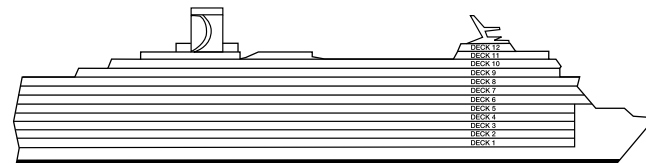
Stateroom features and layouts may vary. Deck plans subject to change.

DECK PLANS

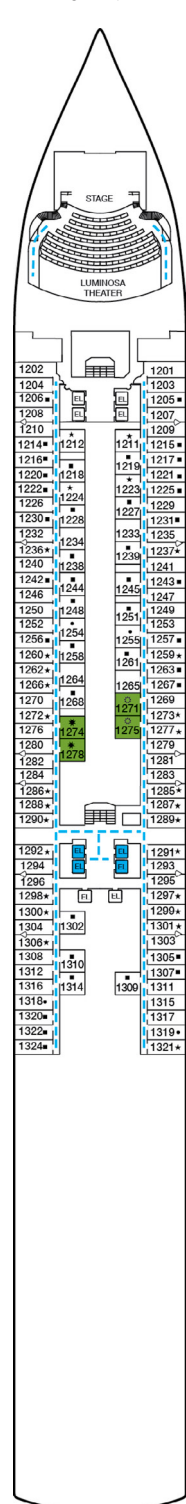
For specific ship accessibility features, please contact:

For US guests: Call Guest Access Services at 1-800-438-6744 ext. 70025, or visit <https://www.carnival.com/about-carnival/special-needs.aspx>

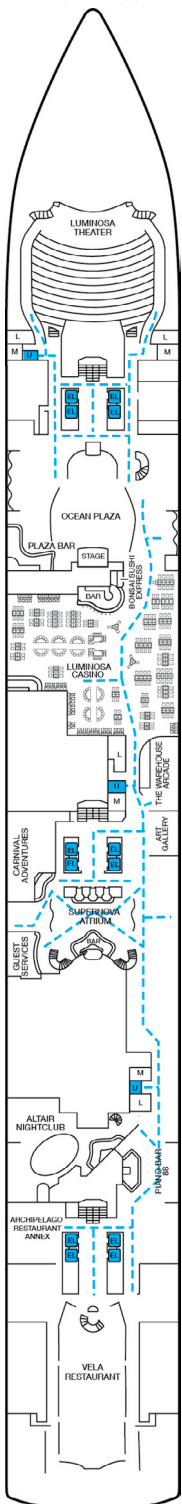
For Australia and New Zealand guests: Call the Carnival Reservations Department, Guest Services: Australia 13 31 94; New Zealand 0800 442 095.



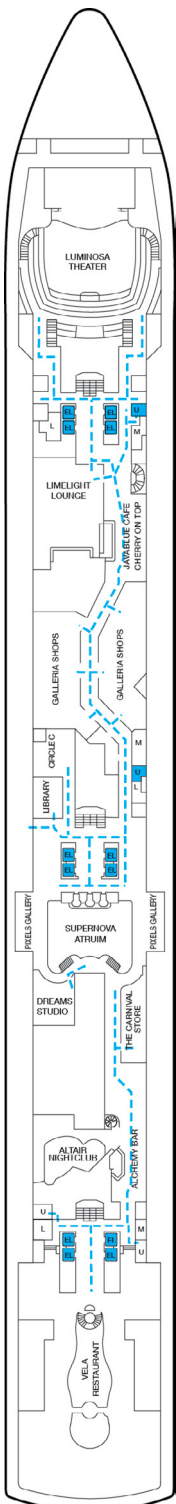
Gross Tonnage: 92,720 Length: 964 feet Beam: 106 feet
Cruising Speed: 22 Knots Guest Capacity: 2,260 (Double Occupancy)
Total Staff: 926 Registry: The Bahamas



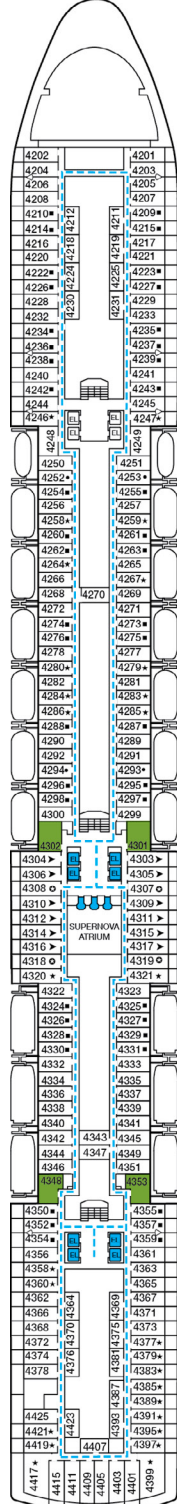
Deck 1



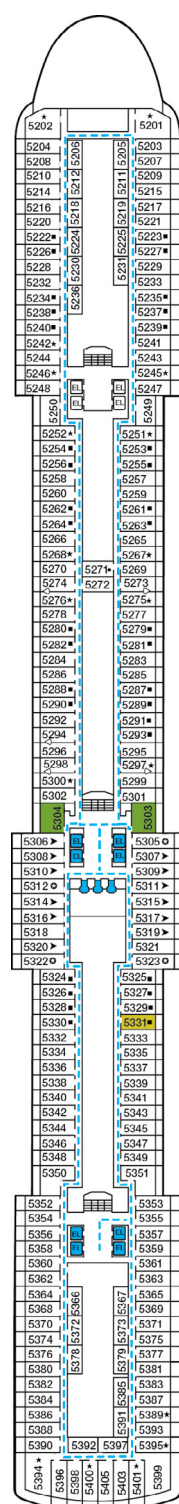
Deck 2



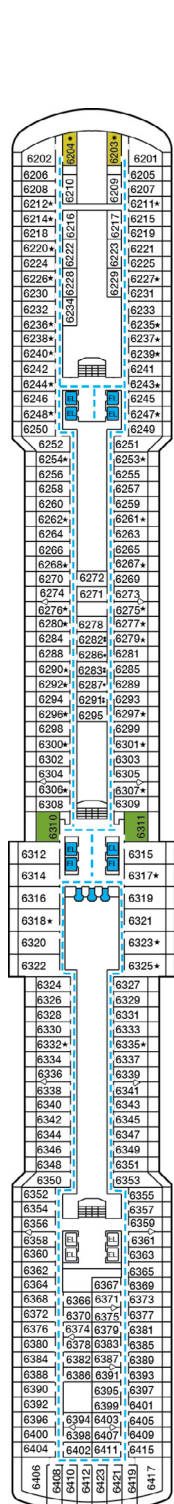
Deck 3



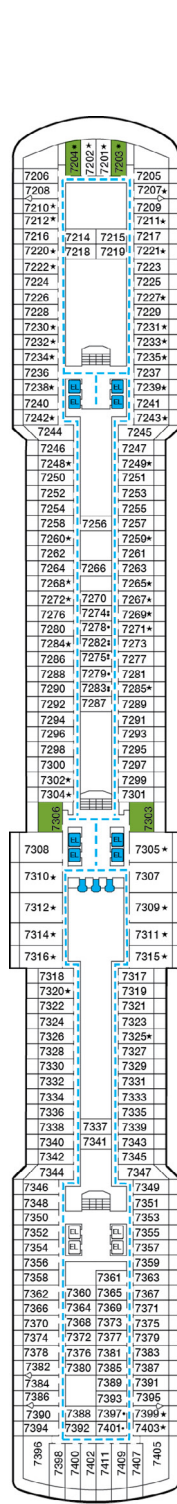
Deck 4



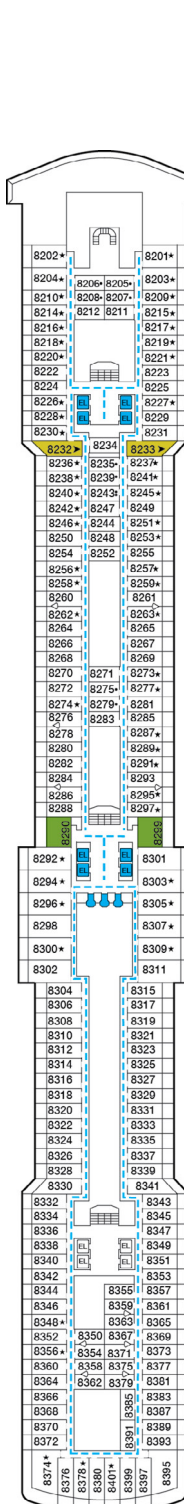
Deck 5



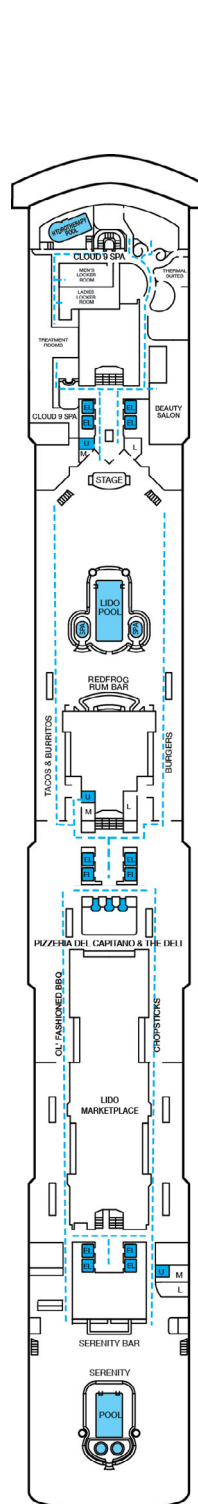
Deck 6



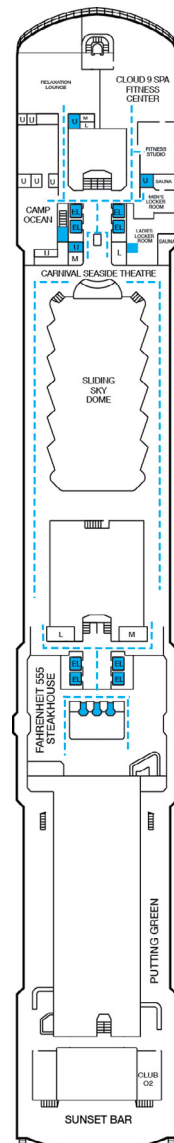
Deck 7



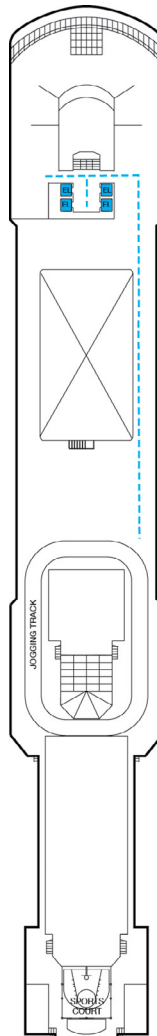
Deck 8



Deck 9



Deck 10



Deck 11



Deck 12