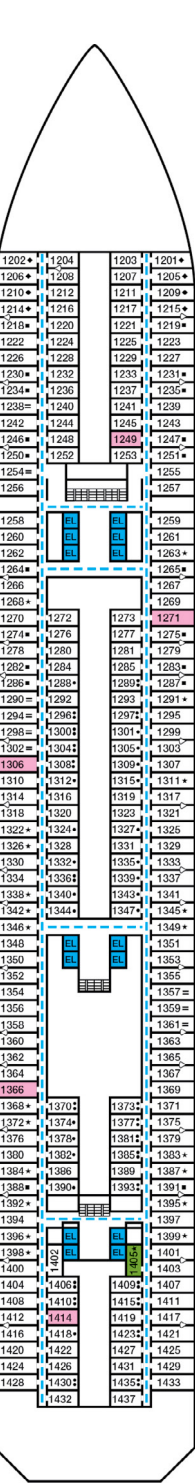
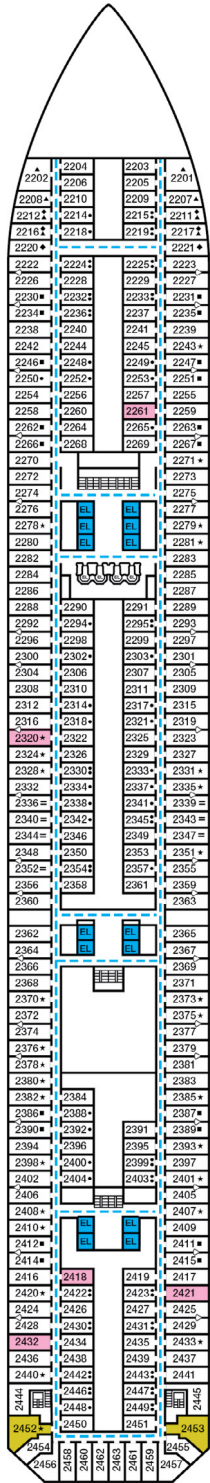


ACCOMMODATIONS SYMBOL LEGEND

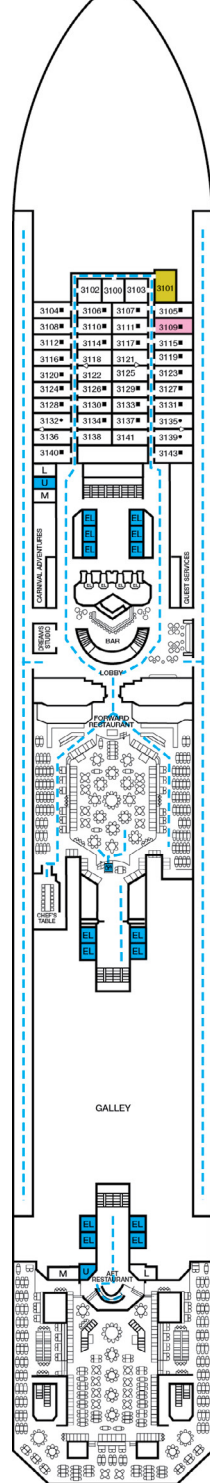
- ▲ Twin Bed and Single Sofa Bed
- ★ 2 Twin Beds (convert to King) and Single Sofa Bed
- 2 Twin Beds (convert to King) and 1 Upper Pullman
- ⋮ 2 Twin Beds (convert to King) and 2 Upper Pullmans
- 2 Twin Beds (convert to King), Single Sofa Bed and 1 Upper Pullman
- 2 Twin Beds (convert to King) and Double Sofa Bed



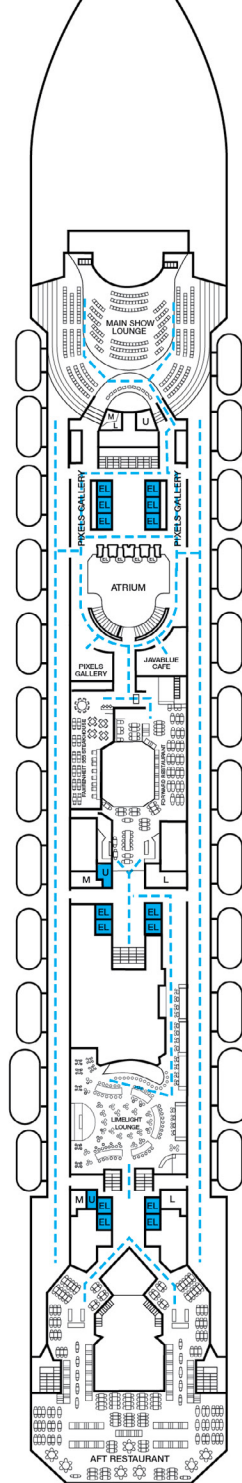
Riviera • Deck 1



Main • Deck 2



Lobby • Deck 3



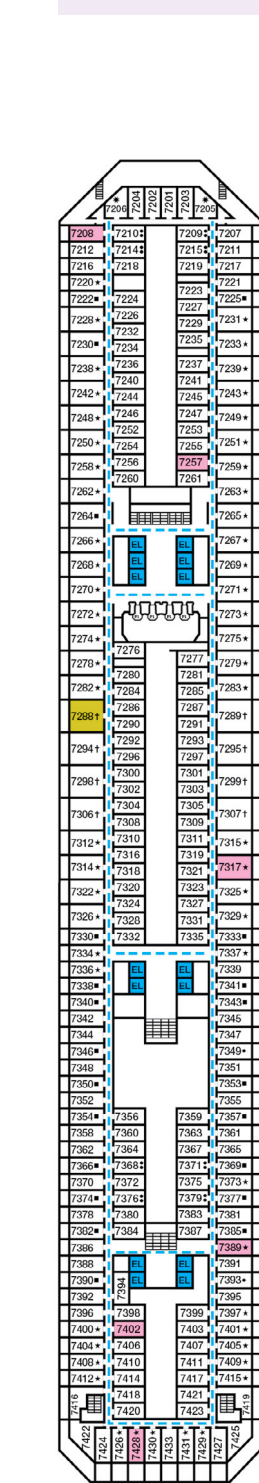
Atlantic • Deck 4



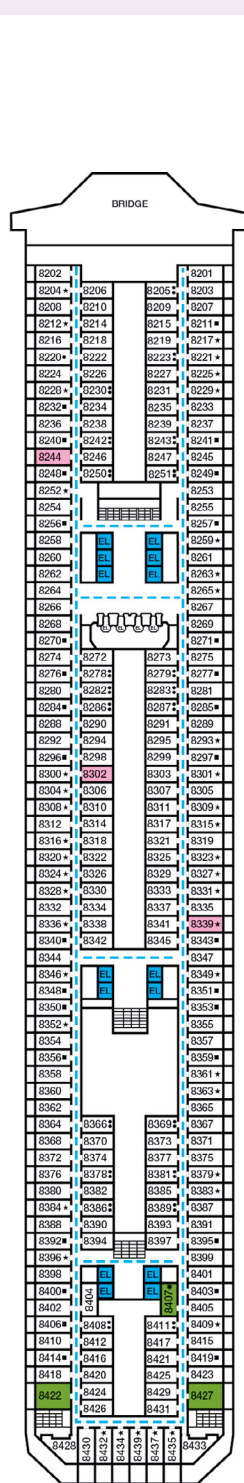
Promenade • Deck 5



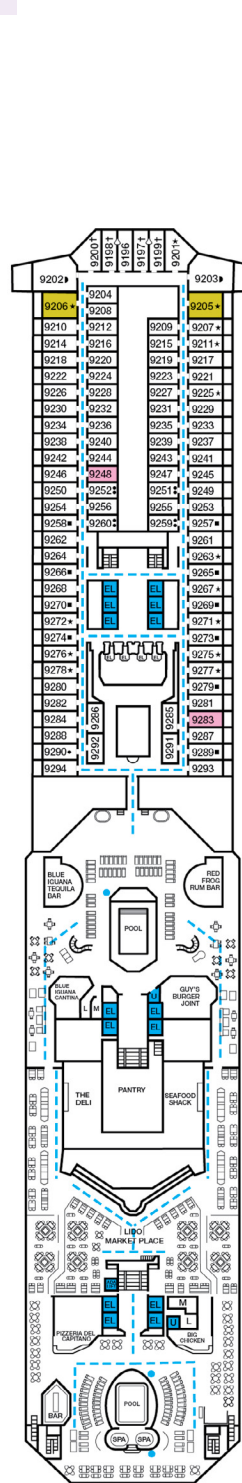
Upper • Deck 6



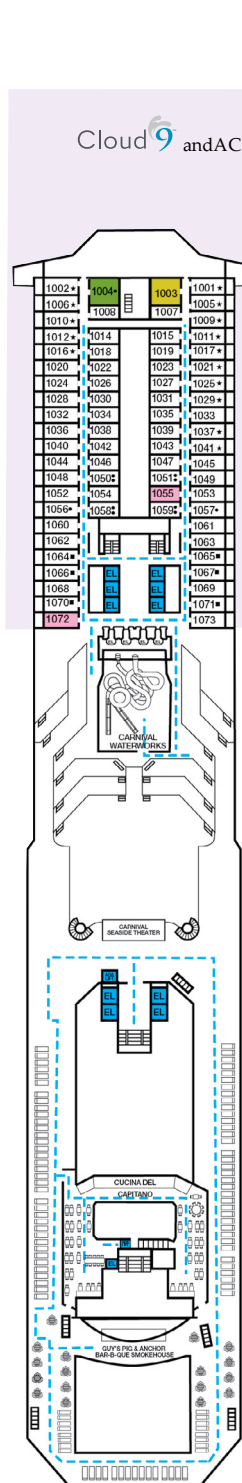
Empress • Deck 7




Verandah • Deck 8



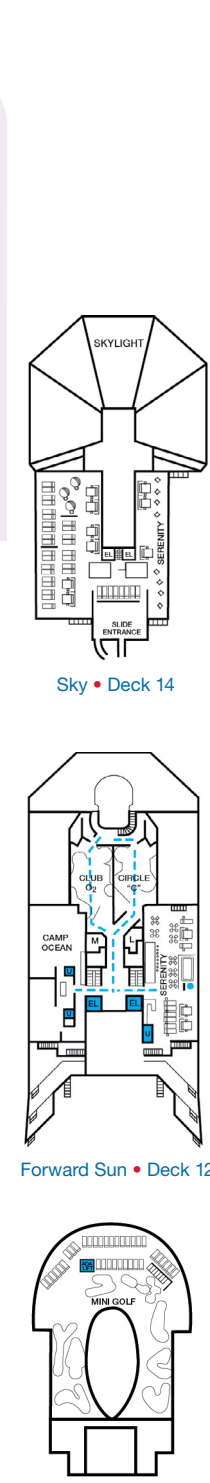
Lido • Deck 9



Panorama • Deck 10



Aft Spa • Deck 11



Aft Sun • Deck 12

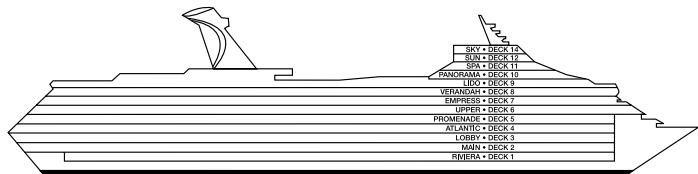
- 2 Twin Beds (convert to King), Double Sofa Bed and 1 Lower Pullman
- 2 Twin Beds (convert to King), Single Sofa Bed with Convertible Bunk
- Stateroom with 2 Porthole Windows
- Connecting staterooms (ideal for families and groups of friends)
- Twin beds do not convert to a King Bed.
- Unisex Wheelchair Accessible Restroom

- All accommodations are non-smoking.
- Accessible Routes including Ramps
- Restrooms, Elevators, Lifts and other Accessible Areas
- Fully Accessible Staterooms (FAC)
- Fully Accessible Staterooms - Single Side Approach (FAC-SSA)
- Ambulatory Accessible Staterooms (AAC)

DECK PLANS

Please contact Guest Access Services for specific ship accessibility features. You may also visit <http://www.carnival.com/about-carnival/special-needs.aspx>

Spa accommodations include private access, special amenities and priority reservations at the Cloud 9 Spa.



Gross Tonnage: 101,509 Length: 893 Feet Beam: 116 Feet
Cruising Speed: 21 Knots Guest Capacity: 2,984 (Double Occupancy)
Total Staff: 1,108 Registry: The Bahamas

Cloud 9 and ACCOMMODATIONS

