






## ACCOMMODATIONS SYMBOL LEGEND

- ▲ Twin Bed and Single Sofa Bed
- ★ 2 Twin Beds (convert to King) and Single Sofa Bed
  - 2 Twin Beds (convert to King) and 1 Upper Pullman
  - 2 Twin Beds (convert to King) and 2 Upper Pullmans
- 2 Twin Beds (convert to King), Single Sofa Bed and 1 Upper Pullman
- † 2 Twin Beds (convert to King) and Double Sofa Bed

- ▼ 2 Twin Beds (convert to King), Single Sofa Bed and 2 Upper Pullmans. Beds do not convert to King when both Upper Pullmans in use.
- ∞ 2 Twin Beds (convert to King), Double Sofa Bed and 1 Upper Pullman
- ≡ 2 Twin Beds (convert to King), Single Sofa Bed with Convertible Bunk
- ◆ Stateroom with 2 Porthole Windows
- △ Connecting staterooms (*ideal for families and groups of friends*)

-  Twin Beds do not convert to a King Bed.
-  Unisex Wheelchair Accessible Restroom
-  Junior Suites with obstructed views: 9205, 9206.
-  State Rooms with obstructed views: 3229, 3232, 3233, 3236, 3237, 3240, 3241, 3244, 3245, 3248, 3249 and 3252.
-  All accommodations are non-smoking.

Accessible staterooms are available for guests with disabilities. Please contact Guest Access Services at 1-800-438-6744 ext. 70025 for details, or visit <https://www.carnival.com/about-carnival/special-needs.aspx>.

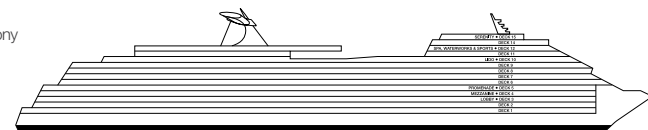
## CATEGORIES

- |    |   |                   |                 |    |    |    |    |    |          |
|----|---|-------------------|-----------------|----|----|----|----|----|----------|
| 1A | Interior Upper/Lower                            | 8A                | 8B              | 8C | 8D | 8E | 8F | 8G | Balcony  |
| PT | Porthole  | 9B                | Premium Balcony |    |    |    |    |    |          |
| 4A | 4B  | 4C                | 4D              | 4E | 4F | 4G | 4H | 4I | Interior |
| 4J | Interior with Picture Window (obstructed views) |                   |                 |    |    |    |    |    |          |
| 6A | 6B  | Ocean View        |                 |    |    |    |    |    |          |
| 6L | 6M  | Deluxe Ocean View |                 |    |    |    |    |    |          |
| 7C | Cove Balcony                                    |                   |                 |    |    |    |    |    |          |
|    |   | JS                | Junior Suite    |    |    |    |    |    |          |
|    |   | OS                | Ocean Suite     |    |    |    |    |    |          |
|    |   | GS                | Grand Suite     |    |    |    |    |    |          |

- Cloud 9 Spa Accommodations **4S** **4T** Interior **6S** **6T** Ocean View (obstructed views) **8P** **8S** **8T** Balcony **SS** Suite

Family Harbor Accommodations **FA** Interior **FE** Ocean View **FJ** Deluxe Ocean View **FM** Cove Balcony **FO** Family Harbor Aft-View Extended Balcony **FS** Family Suite

Havana Accommodations **HA** Interior **HE** Cabana **HI** Aft-View Extended Balcony **HL** Premium Balcony **HM** Premium Vista Balcony **HS** Cabana Suite



Gross Tonnage: 133,500 Length: 1,055 feet Beam: 122 feet  
Cruising Speed: 18 Knots Guest Capacity: 4,008 (Double Occupancy)  
Total Staff: 1,450 Registry: Panama

