

CARNIVAL LIBERTY®

ACCOMMODATIONS SYMBOL LEGEND

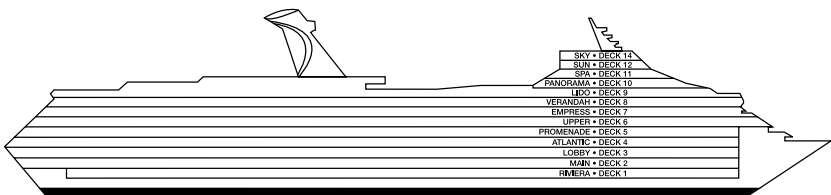
- ▲ Twin Bed and Single Sofa Bed
 - ★ 2 Twin Beds (convert to King) and Single Sofa Bed
 - 2 Twin Beds (convert to King) and 1 Upper Pullman
 - ⋮ 2 Twin Beds (convert to King) and 2 Upper Pullmans
 - 2 Twin Beds (convert to King), Single Sofa Bed and 1 Upper Pullman
 - † 2 Twin Beds (convert to King) and Double Sofa Bed
 - ▬ 2 Twin Beds (convert to King), Single Sofa Bed with Convertible Bunk
- ▼ 2 Twin Beds (convert to King), Single Sofa Bed and 2 Upper Pullmans. Beds do not convert to King when both Upper Pullmans in use.
- ◆ Stateroom with 2 Porthole Windows
- △ Connecting staterooms (ideal for families and groups of friends)
- ✱ Twin Beds do not convert to a King Bed.
- U Unisex Wheelchair Accessible Restroom
- 🚭 All accommodations are non-smoking.

- Accessible Routes including Ramps
- Restrooms, Elevators, Lifts and other Accessible Areas
- Fully Accessible Staterooms (FAC)
- Ambulatory Accessible Staterooms (AAC)

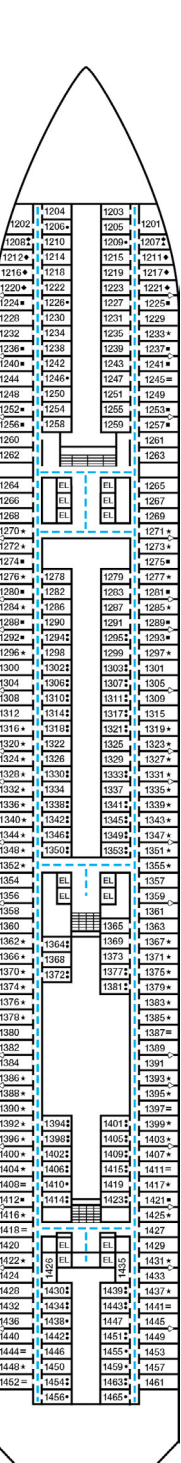
DECK PLANS

Please contact Guest Access Services for specific ship accessibility features. You may also visit <http://www.carnival.com/about-carnival/special-needs.aspx>

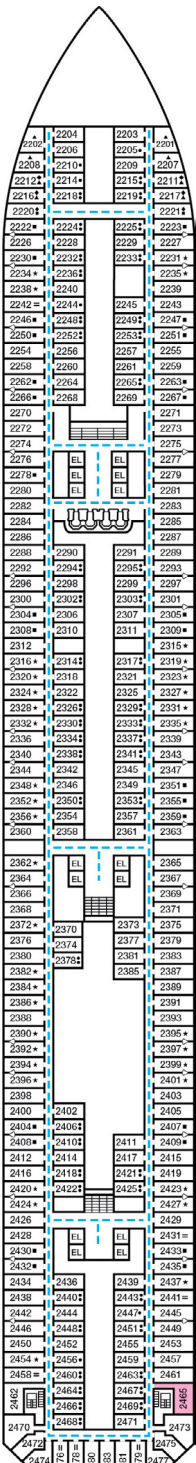
Spa accommodations include private access, special amenities and priority reservations at the Cloud 9 Spa.



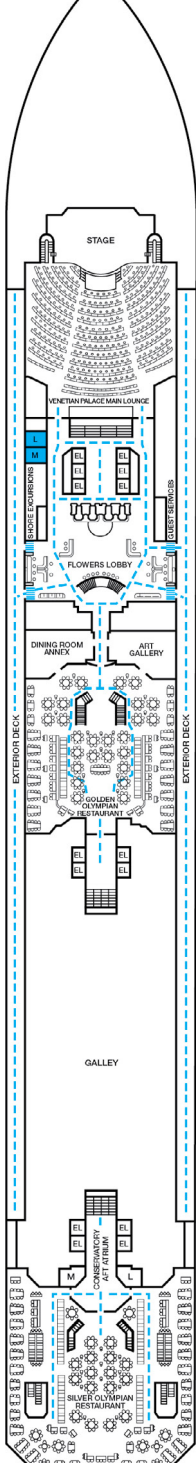
Gross Tonnage: 110,000 Length: 952 Feet Beam: 116 Feet Cruising Speed: 21 Knots
Guest Capacity: 2,974 (Double Occupancy) Total Staff: 1,150 Registry: Panama



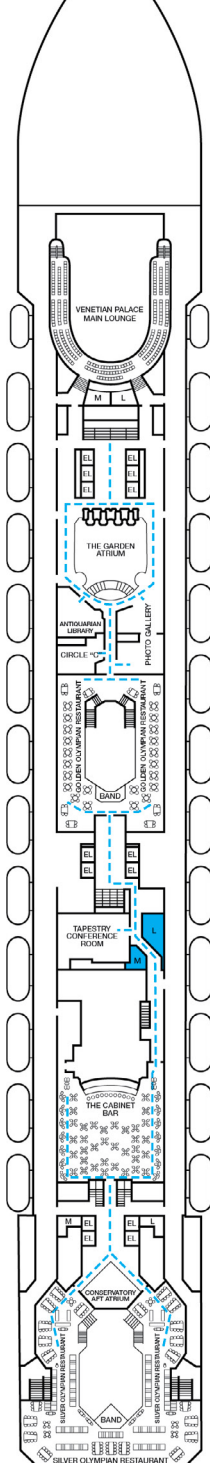
Riviera • Deck 1



Main • Deck 2



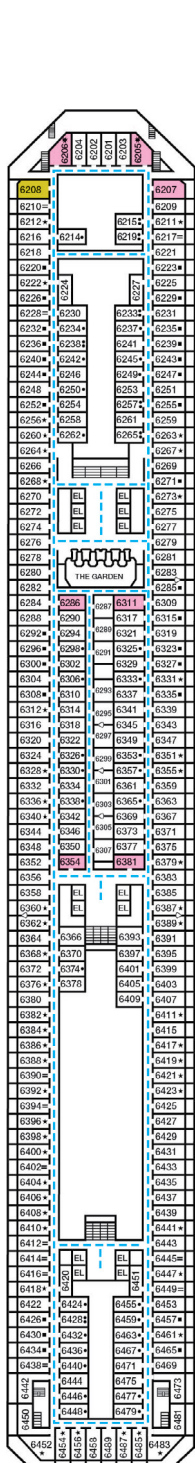
Lobby • Deck 3



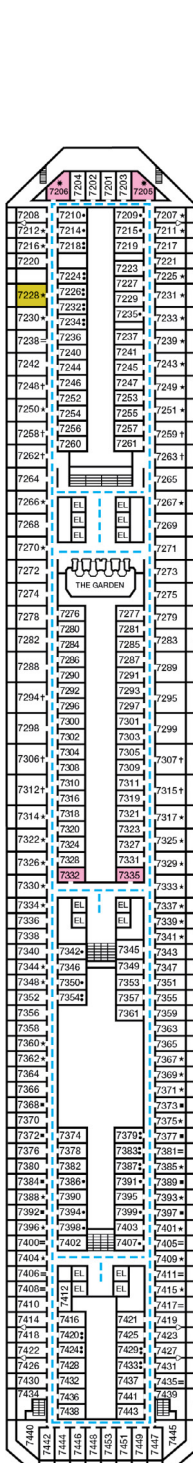
Atlantic • Deck 4



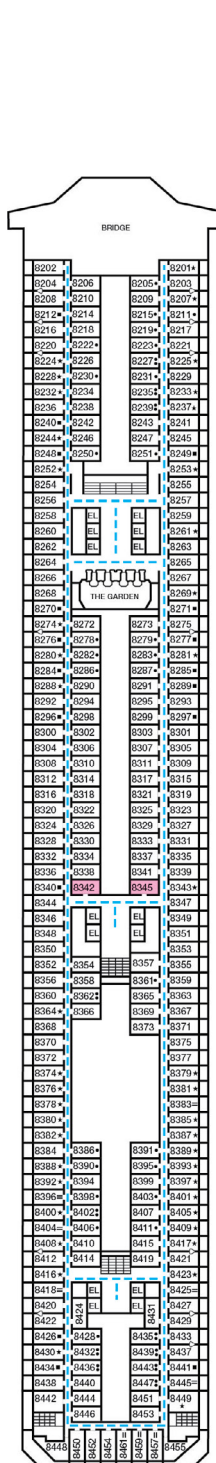
Promenade • Deck 5



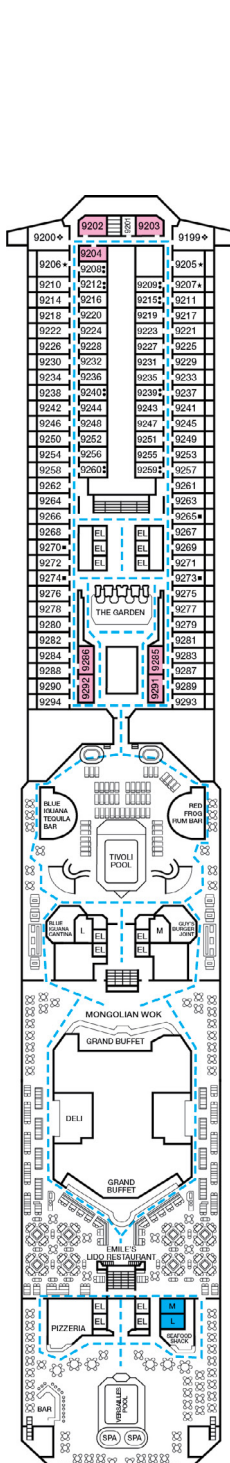
Upper • Deck 6



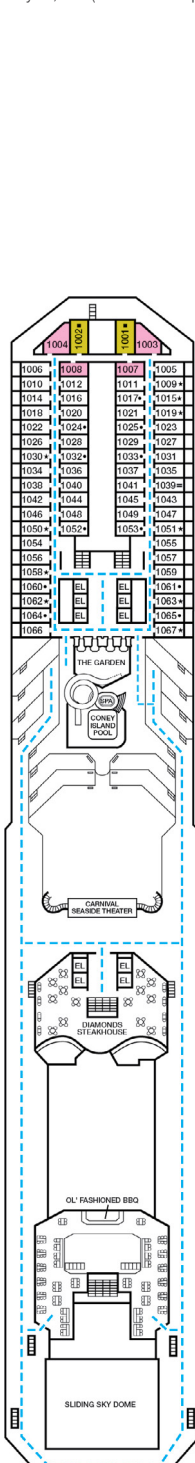
Empress • Deck 7



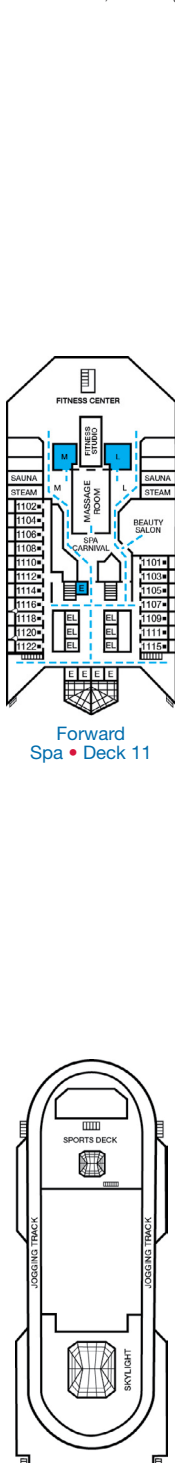
Verandah • Deck 8



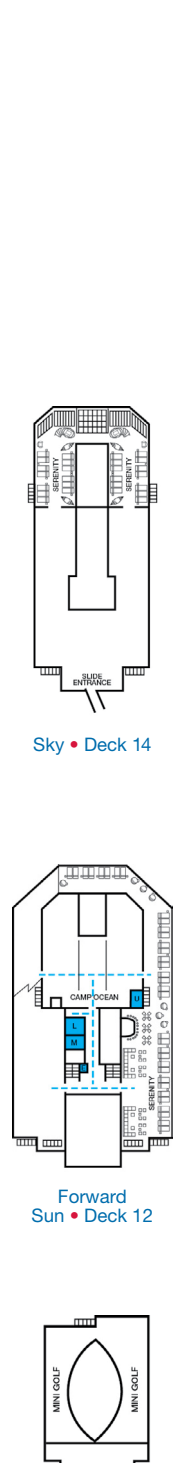
Lido • Deck 9



Panorama • Deck 10



Aft Spa • Deck 11



Aft Sun • Deck 12