

ACCOMMODATIONS SYMBOL LEGEND

- King Bed does not convert to Twin Beds
- 2 Twin Beds (convert to King) and Single Sofa Bed
- 2 Twin Beds (convert to King) and 1 Upper Pullman
- King Bed (does not convert to Twin Beds) and Single Sofa Bed
- 2 Twin Beds (convert to King) and 2 Upper Pullmans
- 2 Twin Beds (convert to King) and Double Sofa Bed

- 2 Twin Beds (convert to King), Single Sofa Bed and 1 Upper Pullman
- 2 Twin Beds (convert to King), Single Sofa Bed with Convertible Bunk
- Connecting staterooms (ideal for families and groups of friends)
- Unisex Wheelchair Accessible Restroom

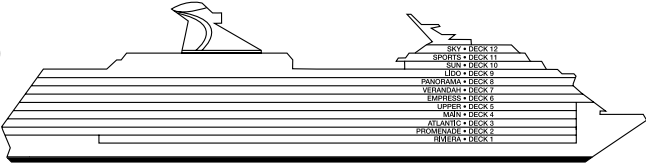
4K Staterooms with Picture Window instead of French Door: 4202, 4203, 4205, 4207.

All accommodations are non-smoking.


Accessible staterooms are available for guests with disabilities. Please contact Guest Access Services at 1-800-438-6744 ext. 70025 for details, or visit <http://www.carnival.com/about-carnival/special-needs.aspx>.

CATEGORIES

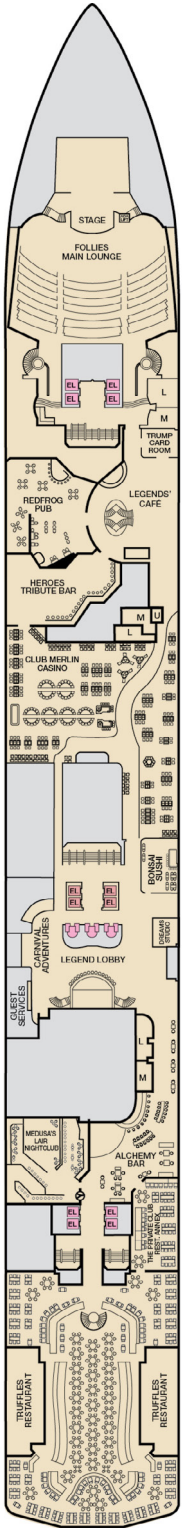
- 4A 4B 4C 4D 4E Interior
- 4K Interior with Window (obstructed views)
- 6A Ocean View
- 7A Balcony (obstructed views)
- 8A 8B 8C 8D 8E 8F Balcony
- 8J 8K Extended Balcony
- 8M 8N Aft-View Extended Balcony
- 9A Premium Balcony (obstructed views)
- 9B Premium Balcony
- 5 Junior Suite
- 05 Ocean Suite
- V5 Vista Suite
- 05 Grand Suite



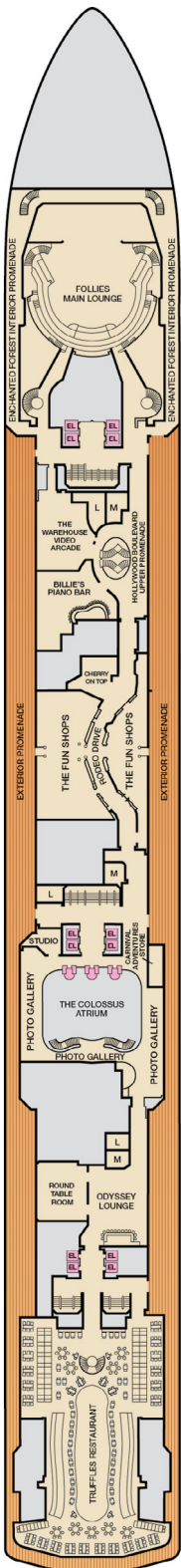
Gross Tonnage: 88,500 Length: 963 Feet Beam: 106 Feet  
Cruising Speed: 22 Knots Guest Capacity: 2,124 (Double Occupancy)  
Total Staff: 930 Registry: Malta



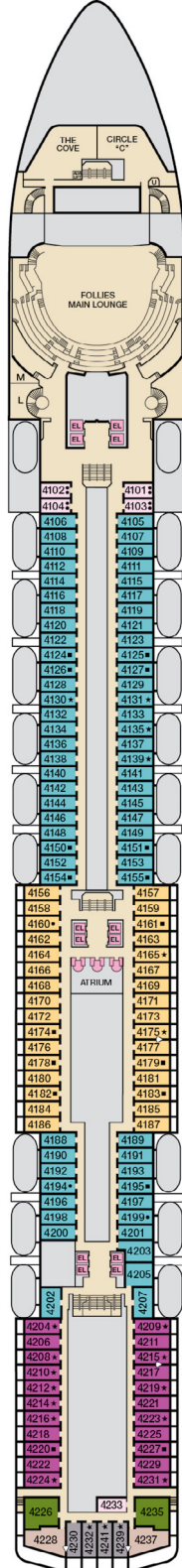
Riviera • Deck 1



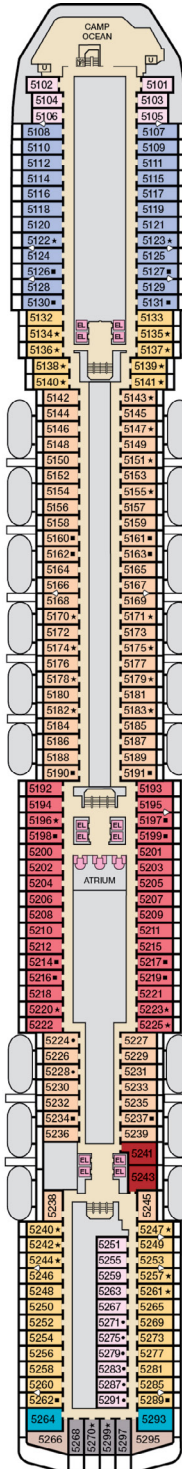
Promenade • Deck 2



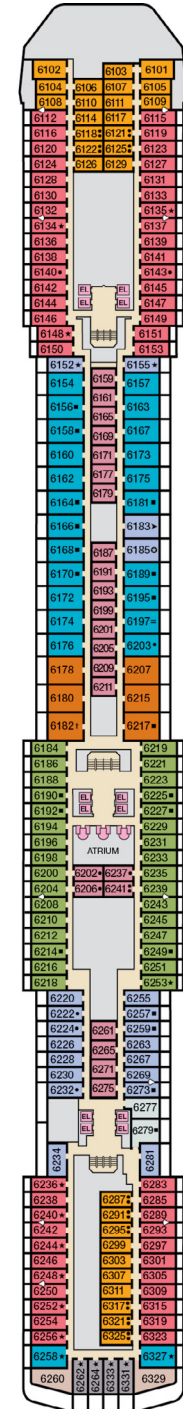
Atlantic • Deck 3



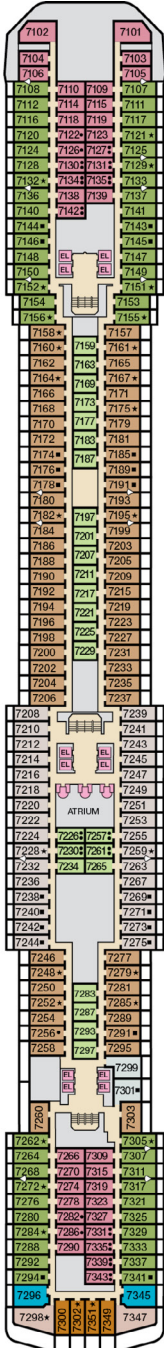
Main • Deck 4



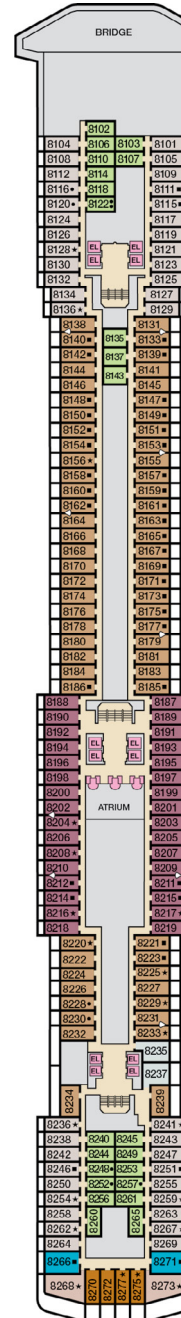
Upper • Deck 5




Empress • Deck 6



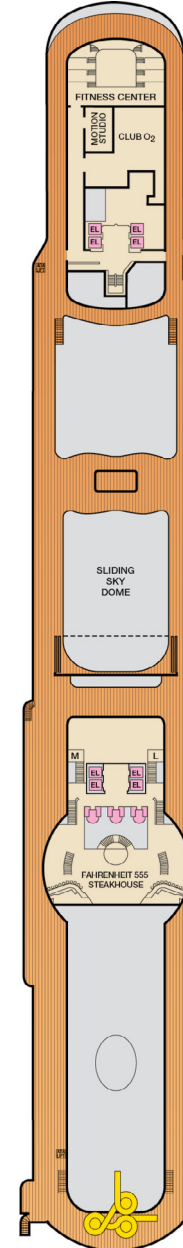
Verandah • Deck 7



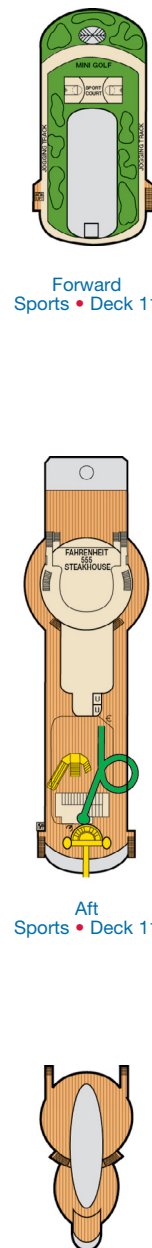
Panorama • Deck 8



Lido • Deck 9



Sun • Deck 10



Sky • Deck 12